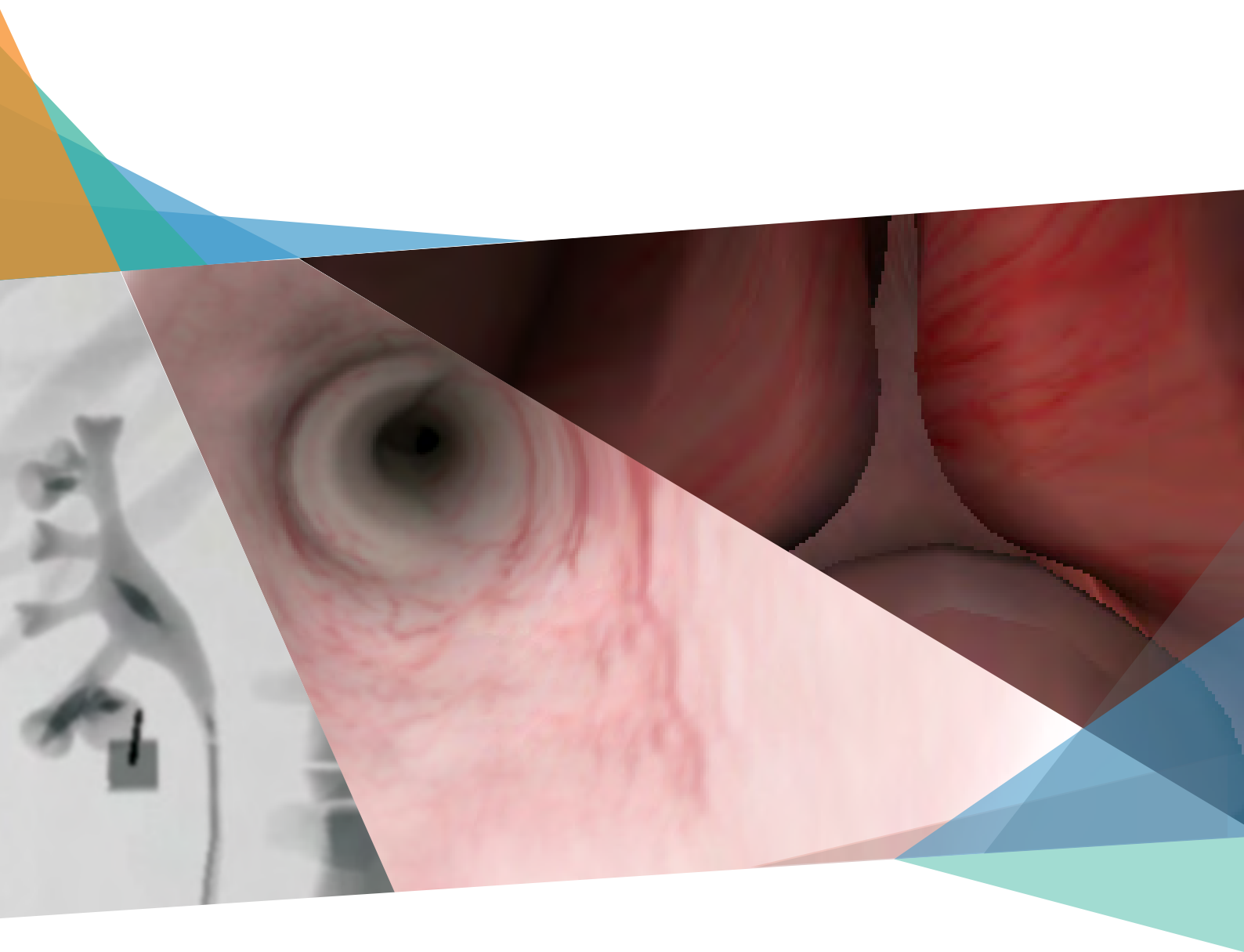


# URO - PERC Mentor™



## Simulator Platform

A unique platform designed to provide comprehensive training for endourology and percutaneous accessing.

The **URO Mentor™** provides training opportunities using a variety of authentic rigid and flexible cystoscopies and ureteroscopes with real tool handles, and enables actual insertion into working channels.

The **PERC Mentor™** add-on includes a torso mannequin to enable practicing approach from the back.



## MentorLearn Simulator Curricula Management System


3D SYSTEMS' SIMULATORS ARE EFFORTLESSLY INTEGRATED INTO YOUR CURRICULUM.



- Customizable curriculum incorporating training and didactics.
- Easy and efficient administration of simulator users.
- Online learning courses and video-based content.
- Proficiency based hands-on training.
- Performance reports with learning curve graphs.

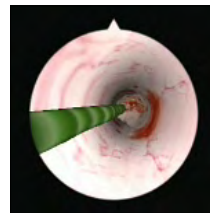
The Combined URO/PERC Mentor™ platform offers a comprehensive training environment for endourology and percutaneous renal access.

## URO Mentor Modules



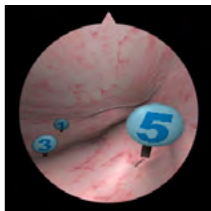
### ESSENTIAL SKILLS

Acquire essential coordination skills in a non-anatomic basketball game setting, available in two difficulty levels.



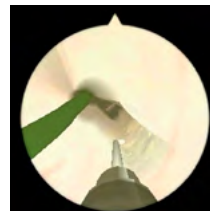
### FULL PROCEDURE - STONE MANIPULATION

Train on the full endourological procedure, including simulation of an interactive C-arm, irrigation pressure and contrast material injection.



### BASIC TASKS

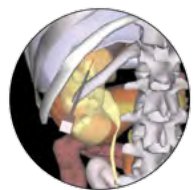
Practice exercises in increasing levels of difficulty to systematically learn basic tasks such as bladder and kidney inspection and identification of the endourological landmarks.



### FULL PROCEDURE - STRICTURES TREATMENT

Learn how to interpret and treat anatomical and operative findings in a variety of ureteral strictures.

## PERC Mentor Modules



### PCN ESSENTIAL SKILLS

Acquire the skills required to perform percutaneous renal access procedures under real-time fluoroscopy in a variety of tasks in increasing difficulty levels.



### FULL PROCEDURE- NORMAL PATIENTS

Train on a variety of virtual normal weight patients with different renal anatomies and pathologies. The module provides an ideal opportunity to practice identifying the correct access to the proper calyx through a variety of access sites.



### FULL PROCEDURE- OBESE PATIENTS

Practice on various obese virtual patients with different renal anatomies and pathologies. Training is enabled by a designated cartridge representing the virtual patient's back and an authentic needle.

"The URO/PERC Mentor simulator is successfully used to assess percutaneous renal access (PCA) skills of urology postgraduate trainees (PGTs) during the Objective Structured Clinical Examinations (OSCEs) as demonstrated in recent study."

McGill University Health Center, Montreal

## Healthcare Solutions

3D Systems pioneers 3D printing technologies for healthcare solutions that improve outcomes which benefit both patients and surgeons. We are focused on advancing and promoting personalized medical solutions utilizing 3D printing. Our global team works with customers to help navigate technologies and provide support for surgical planning, device design and 3D printing.

---

©2017 by 3D Systems, Inc. All rights reserved. Specifications subject to change without notice.  
3D Systems, the 3D Systems logo are registered trademarks.



### 3D Systems

5381 South Alkire Circle  
Littleton, CO 80127 USA  
Tel +1-720-643-1001  
healthcare@3dsystems.com

Grauwmeer 14, Leuven  
Belgium  
Tel +32-1694-6400  
info.leuven@3dsystems.com



3 Golan Street (Golan Building)  
Airport City, 7019900 Israel  
Tel +972-3-911-4444  
healthcare@3dsystems.com