

GI Mentor™





GI Mentor

The unique training system combines designated hardware and software to create a life-like sensation of real endoscopic procedures using authentic scopes and an adjustable 24" touch screen. Upper and lower GI anatomies are conveniently interchanged, offering realistic simulation of a wide variety of gastrointestinal diagnostic and therapeutic procedures.

Includes optional add-on modules for bronchoscopy.

GI Mentor Express

A desktop training platform that offers true-to-life simulation training using an actual endoscope.

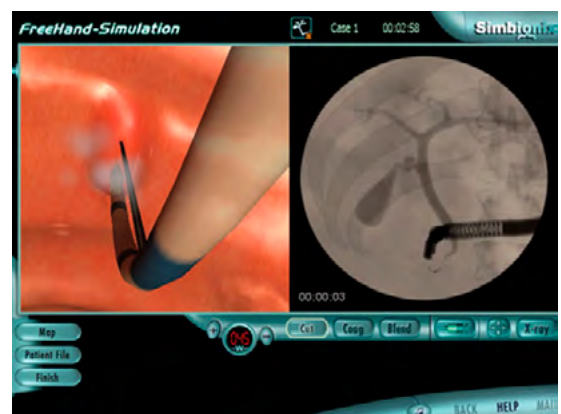
This simulator is offered in several configurations for enhanced flexible pricing.



** The GI Mentor platforms are compatible with the FES testing module, as performed by SAGES and required by the ABS for all general surgery residency graduates beginning in 2018.


Features and Benefits

- The most comprehensive hands-on curriculum available.
- Educational aids such as 3D map, pain indicator and virtual instructor provide dynamic feedback as to navigation, looping and patient safety during case performance.
- The most realistic VR simulation available.
- The only hands-on simulator offering EUS training.
- A user friendly and mobile platform, incorporating Flexible Bronchoscopy modules.
- The only evidence based hands-on training for GI endoscopy, validated in over 40 studies.
- Demonstrated a sustained skill transference effect superior to other training methods.




The GI Mentor™ offers the most comprehensive hands-on training for GI skills and gastrointestinal diagnostic and therapeutic procedures with over 100 tasks and virtual patient cases.

GI Mentor Modules



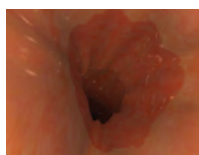
GI ENDOSCOPY - FUNDAMENTAL SKILLS

Promotes endoscopic skills acquisition: navigation, mucosal evaluation, targeting, retroflexion, and loop reduction.



CYBERSCOPY

Basic tasks to enhance hand-eye coordination and scope maneuvering dexterity.



UPPER GI ENDOSCOPY

Complete survey of the upper GI tract, identifying, sampling or otherwise treating the findings.



LOWER GI ENDOSCOPY

Complete survey of the lower GI tract in diverse anatomies, where findings can be sampled or otherwise treated.



ERCP

Complete ERCP procedures using the endoscopic and fluoroscopic views to cannulate the papilla, sphincterotomy and diagnosis / treatment of CBD / PD findings.



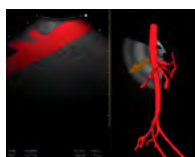
EMERGENCY BLEEDING

Gastric Bleeding cases to practice the management of bleeding situations, with various methods and tools in a controlled environment.



FLEXIBLE SIGMOIDOSCOPY

Varied anatomies to practice the retroflexion maneuver, identify diverse pathologies and recommend further treatment.



ENDOSCOPIC ULTRASONOGRAPHY (EUS)

Educational environment to practice and gain experience in linear and radial EUS, focusing on scope maneuvering to demonstrate anatomical landmarks.

MentorLearn Simulator Curricula Management System

3D SYSTEMS' MULTIDISCIPLINARY SIMULATORS EFFORTLESSLY INTEGRATE INTO YOUR PROGRAM CURRICULUM.



- Customizable curriculum incorporating training and didactics.
- Easy and efficient administration of simulator users.
- Online learning courses and video-based content.
- Proficiency based hands-on training.
- Performance reports with learning curve graphs.
- Recorded videos of the simulation sessions for debriefing.

Request a demo or more information at healthcare@3dsystems.com



"The instruments feel and act like the real instruments that are used, and the environment is that of a patient in which we are performing a procedure. The surgeon or endoscopist can practice over and over again in this environment to understand how the procedure can be performed and improved on a continuous basis."

Jeffrey Ponsky, MD
Cleveland Clinic

Healthcare Solutions

3D Systems is a pioneer for healthcare solutions that improve outcomes which benefit both patients and surgeons. Our global team works with customers to help navigate technologies and provide support for surgical planning, training, device design, personalized medical technologies and 3D printing. We are dedicated to helping medical professionals train for, plan and practice complex medical procedures to achieve better patient outcomes.

©2017 by 3D Systems, Inc. All rights reserved. Specifications subject to change without notice.
3D Systems, the 3D Systems logo are registered trademarks.



3D Systems

5381 South Alkire Circle
Littleton, CO 80127 USA
Tel +1-720-643-1001
healthcare@3dsystems.com

Grauwmeer 14, Leuven
Belgium
Tel +32-1694-6400
info.leuven@3dsystems.com



3 Golan Street (Golan Building)
Airport City, 7019900 Israel
Tel +972-3-911-4444
healthcare@3dsystems.com